

BD Youth Squad Assessments

Remote Squad Assessments

Following the success and popularity of online squad assessments, BD Youth riders will continue to be permitted to complete their Formal Squad Assessment either in person or remotely. Remote assessments will involve submission of a video to demonstrate riding capabilities, as well as a discussion with BD Youth Coach Assessor(s) to demonstrate their level of understanding and provide input for development over the coming season. In person assessments will consist of a training session with a Youth Coach followed by a debrief and feedback discussion.



The requirements for each squad level, guidance for providing feedback and completing the Formal Squad Assessment Form remain the same as for face-to-face assessments. The below information outlines the process to follow for online assessments.

Booking

Regions will coordinate assessment opportunities for riders in the area and riders will book a Formal Squad Assessment through the regional booking page alike to a ridden assessment day. Each rider will be allocated a time slot with an Assessor.

The sessions will take 15-20 minutes of the rider's time and involve discussion of their current training, competition aims, areas for development and the video footage submitted.

After booking an Assessment, more information will be provided regarding how to submit a ridden video to the Development Officer in advance. All videos must be submitted a minimum of **three days** prior to the Squad Assessment session.

Video Submissions



There are guidelines to follow for all video submissions, as well as some variations depending on the squad level you are coming forward for assessment at.

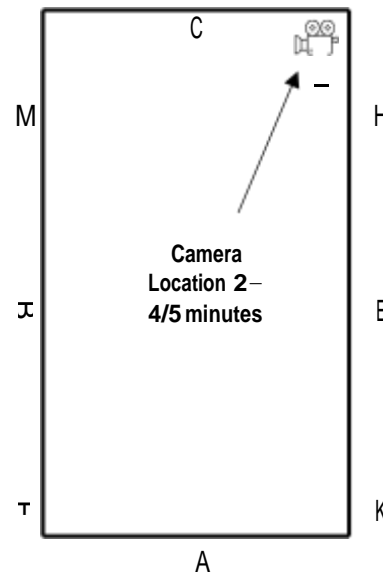
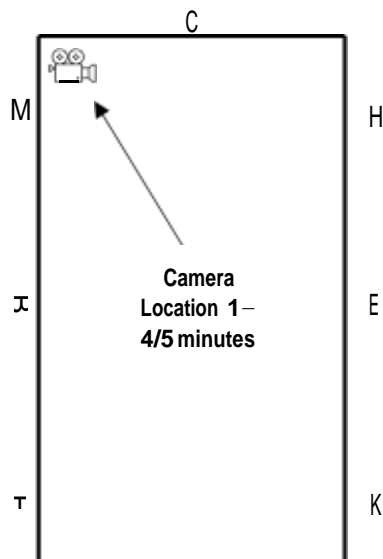
1. All video submissions should be a maximum of 5 minutes and a minimum of 3 minutes in length.
2. The first half of the footage should be filmed from inside the arena, in the corner of the short side (where it is safe to do so). The rest of the footage should be filmed from inside the arena, in the **opposite** corner of the **same** short side (*see diagram below*).
3. From both viewpoints the rider should demonstrate walk, trot and canter on both reins. The rider should also select any two movements showing competency at the relevant squad level to ride through (in any pace).
(The rider may wish to ride through a set pattern for 1-2 minutes, move camera positions and ride through a similar pattern again).
4. Videos should be submitted electronically. Regions will specify the preferred method of submission, please be aware that all videos will be deleted once assessment is complete and no personal data will be stored.

Riders in C Squad and above: some sitting trot must also be shown on both reins.
All video footage will be viewed with the audio off.

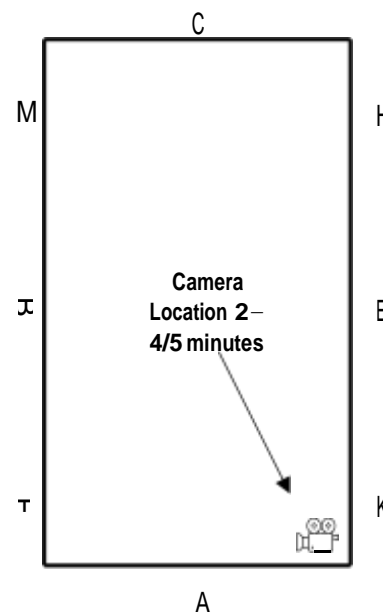
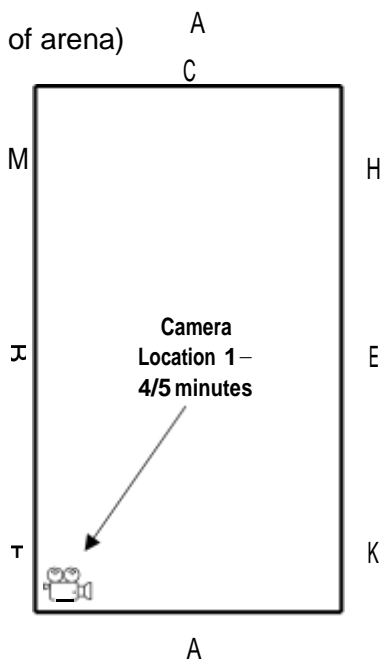


Camera positions:

Option 1 (C end of arena)



Option 2 (A end of arena)



Remote Assessment

The rider will be provided with a time slot and link to join an online meeting with their Assessor. The aim of this meeting is for the Assessor to get to know the rider, find out about their goals and training targets for the season. They will discuss the video content, current training, and goals for themselves and their horse(s) over the coming months.

We understand that the process might seem a little daunting, but this will be an informal discussion and an opportunity for the Assessor to get to know the rider and provide helpful feedback to help them to achieve their goals.

Parents are invited to attend the assessment sessions with the rider and must be present for all riders aged under 18. Parents may be involved in discussions and there will also be opportunity to ask appropriate questions to the Assessor. For further guidance or any queries please contact your local Development Officer, or BD Youth Development Officer at hannah.james@britishdressage.co.uk