


British Dressage



Tack & Equipment

BD Members' Handbook 2024 edition | Updated 25 Jan



Approved tack and equipment for competition
to be used alongside the Members' Handbook.

www.britishdressage.co.uk

Welcome

British Dressage Tack & Equipment Guide

This revised pictorial guide has been devised to be used alongside the British Dressage Members' Handbook for clarification on permitted tack and equipment. British Dressage endeavours to mirror FEI Rules for permitted tack and equipment.

Tack reviews are ongoing but, any additional permitted tack and equipment updates will only be issued twice yearly to coincide with the beginning of the summer and winter seasons (1 January and 1 July).

At all BD Championships, there will be an appointed BD steward(s) in attendance in all warm up arenas responsible for tack and equipment checking every combination after they complete their test. This will be a physical (not just visual) tack check, including nosebands. It's the organisers' responsibility to appoint stewards for this function and they must be BD or FEI qualified to the appropriate level, for further guidelines on the official tack check, please see rule 117 in the 2024 Members' Handbook.

For the purposes of tack checking it will be the rider/groom's responsibility to remove ear hoods. The steward is not obliged to ask the rider/groom to remove ear hoods only if there is reason for suspicion. This check may also be carried out at the stable.

Equipment must be used as stated in the manufacturer's instructions, i.e. arrows illustrated on the correct side of bit.



























For the complete guidelines on permitted tack and riding the test and penalties, please see section Section 1 of the Members' Handbook. If the equipment that you are looking at are similar to those pictured, it's permitted for use in BD competitions. If you have a query on any tack, bits or equipment that you're unsure about, please email a picture of the item to the Member Experience Manager for clarification, as manufacturers and/or tack shops may not be able to provide information on permitted equipment.















NB:























Please note that bridles without a manufactured throatlash will be permitted for use for national competitions, for international competitions please check FEI rules.







Bitting Rings and cheeks

Any combination of permitted cheeks and permitted mouthpieces can be used under BD rules.









Item	Illustration	Status
Eggbutt (also permitted for bridoons)		
Loose ring (also permitted for bridoons)		
Sleeved cheeks Not for use as a bridoon.	 	
Shaped sleeved cheeks	 	
Full cheek or Fulmer Not for use as a bridoon.	  	
Hanging cheek or Baucher Not for use as a bridoon.	   (Please note Fager Loose Ring Baucher is not permitted)	
D-ring Not for use as a bridoon.		
Various gag cheeks		
Myler (or similar) cheeks for use with hooks		
Bevel bit or cheeks		

Item	Illustration	Status
Ported un-jointed bit		 Not for use as a bridoon.
Mullen Mouth (including flexible mouthpieces)		 Not for use as a bridoon.
Double jointed snaffle (including French Link and double ball joint)		
Single jointed snaffle including lock-up (NB lock up snaffle may not be used as a bridoon)		
Bits with a central plate		
Cable double jointed bit		
Ported Barrel		 Not for use as a bridoon.

Item	Illustration	Status
Cable single jointed		
B-ring snaffle		
Dr Bristol		
Mouthpiece with single rotating central piece		
Jointed barrel mouthpiece		
Low ported barrel		
Double jointed plastic bit		
Straight bar with textured mouthpiece (various material including Happy mouth)		
Hippus C1100		
Kimblewick or Magennis		
Flex control bit		 Not permitted as a bridoon















Item	Illustration	Status
Rotating baucher		
Winning Tongue Plate NP Bit (any type)		
Various mouthpieces (including leather mouthpieces)		

Bitting Weymouth

Item	Illustration	Status
Plastic covered Weymouth		
Weymouth with downward deviation		
Weymouth with sliding arms		
Weymouth with jointed or rotating arms or mouthpiece		











Bitting

















Accessories and clips






















Item	Illustration	Status
Bit guards		
Elastic inserts for rein/cheek pieces	<p>Elastic Insert</p> 	
Bit clips on ergonomic bridles or loops on full cheeked snaffles		
Latex tape that forms bit guard		
Curb chain cover	 <p>May be leather, rubber, sheepskin or neoprene.</p>	
Curb bar/chain		
Elastic curb chain		

Tack

Bridles and nosebands

Item	Illustration	Status
Bridle with anatomical/padded headpiece	 <p>Double bridles may be used with a cavasson noseband only.</p>	
Combination or ergonomic bridles (clips on Micklem are not permitted)		
Adapted Quantum double bridle (only as pictured)		
Adapted Quantum Competition Snaffle (only as pictured)		
Clip cheeks and reins		

















Item	Illustration	Status
Cornell Collar		
Dyon X-Fit Anatomic		
Dyon Difference (double and snaffle bridle)		
Stubben Snaffle 2500 Freedom		
Headpiece with adjustable/flexible section		
PS of Sweden noseband		
Reins with large stops/handholds		
Reins with buckles as shown		

Item	Illustration	Status
Drop noseband		
Figure of eight or Grackle noseband (sheepskin pad under crossover section is permitted)		
Flash noseband		
Tota Comfort System noseband		
Looped/modified reins (including knotted reins)	 	 Unless dispensation is granted
Padding in addition to manufactured noseband	 	
Other bridles not permitted	     	

Bridles are to be used in the conventionally accepted manner and must consist of a browband, cheek pieces and noseband unless a combination bridle is used.

Bridles are to be black, brown, grey or navy, coloured piping is permitted.











Tack Saddles and stirrups

Item	Illustration	Status
Western saddle		
Treeless or close contact saddles		 <p data-bbox="1273 797 1487 891">All saddles must have a cantle and pommel</p>
Side saddle	 <p data-bbox="469 1061 1193 1093">NB Organiser and judge must be notified prior to competition</p>	
Arabian Saddle		
Iberian Saddle		
Magnetic or velcro stirrups/straps		
Any colour stirrups		
Safety stirrups with open branch to outside		

Saddles are to be black, brown, grey or navy - small panels of colour are permitted.

Equipment Spurs and whips

Any spurs worn in British Dressage competition must be a matching pair and have a smooth band around the heel.

Item	Illustration	Status
Comb spurs		
Rowelled, rollerball and horizontal rowels	 <p>Rowels must have rounded ends - rowelled spurs with pointed ends will be removed</p>	
Spursuaders		
Swan neck spurs	 <p>Fitted as illustrated</p>	
Plastic spurs		












NB - Spurs - the shank of the spur must be horizontal to the ground or pointing down. Failure to adhere to this rule will result in elimination.

Spurs must be made of metal (which may be coated) and used in their manufactured state. Please see individual championship rules for specific rulings on whips and spurs in the BD Members' Handbook 2024. Spurs may now be worn at all levels.

Riders may carry one whip unless they hold a valid dispensation certificate. Whips may be used at Premier Leagues unless the selectors specify otherwise, but may not be used at Area Festivals, Associated Championships, Middle Tour Championships, Combined Training Championships, Regionals or Winter/National Championships. Failure to adhere to this rule will result in elimination from the class.















Equipment

Competitor dress

Item	Illustration	Status
Navy jackets with red collar and points with silver piping (tail coat or short coat)		 <p>Red collars with piping are not permitted unless you are a team rider. Please refer to rule 14 in the Members' Handbook</p>
Jackets		<p>Any single colour tailcoat or jacket will be allowed. Tweed jackets are permitted but should not have bold patterns. Accents, such as collars, cuffs or points of a different hue, modest patterns (including pinstripes) or crystal decorations are permitted.</p>
Waistcoats		<p>Members can wear a fitted waistcoat in any single colour, but these should not have bold patterns. Accents, such as a collar of a different hue, modest patterns (including pinstripes) or crystal decorations are permitted. Multicoloured coats, jackets or waistcoats are not permitted."</p>
Show shirt		<p>A long or short sleeved shirt that fastens at the neck with a tie, white round collar or correctly fastened stock in any solid colour.</p>
Mirrored hats		
Top hats		
Electronic devices/headsets		 <p>Warm up ONLY unless dispensation granted</p>













Equipment

Additional accessories/equipment

Item	Illustration	Status
Fly veil/hood		
Infrared fly veil/poll guard/saddlecloth/titanium ears (ears only)		
Nose net (use with strap on the chin not permitted)		 <p data-bbox="1286 1070 1469 1126">Not permitted under FEI rules</p>
Face masks		 <p data-bbox="1286 1294 1461 1350">Not permitted under FEI rules</p>
Hoof boots or shoes that cover more than 50% of the hoof		 <p data-bbox="1286 1529 1469 1619">Any covering of the heel is not permitted</p>
Neck straps		
Ear plugs		 <p data-bbox="1286 2018 1469 2107">Only permitted for prize givings or inspections</p>

Equipment

Additional accessories/equipment

Item	Illustration	Status
Exercise sheets		 Permitted for warm up only
Titanium/tight fitting mask		
Attached fly veil or hood	 Hoods must not be fastened to the noseband.	
Nose tape/strips		
Body bandage		
Equivisor goggles		

Competitor Dress

Rule	Rule no.	Penalty
Hat - not worn	82	Elimination
Hat - incorrect colour	82	Two mark deduction
Hat - incorrect standard	82	Elimination
Jacket - not worn in Championship, Premier League or High Profile without judge's permission	78	Two mark deduction
Jacket - incorrect colour/pattern	78	Two mark deduction
Breeches - striped or bold patterned	83	Two mark deduction
Waistcoat - incorrect colour/pattern	78	Two mark deduction
Gloves - not worn	84	Two mark deduction
Boots - not suitable for riding	85	Elimination
Shirt - sleeveless/patterned	78	Two mark deduction
Gaiters - not matching boots	85	Two mark deduction
Spurs - Worn incorrectly, not as a pair, not made of metal/incorrect type/excessive use	86	Elimination
Whip - carrying at a Championship as per rule 87 (without dispensation)	87	Elimination
Carrying more than one whip without dispensation/excessive/inappropriate use	87	Elimination

Saddlery

Rule	Rule no.	Penalty
Saddle - incorrect colour	93	Two mark deduction
Saddle - western/other unspecified type	93	Elimination
Stirrups - none used/attached to girth by Velcro strap (without dispensation)/attached by mechanical or magnetic means	93	Elimination
Bridle - padding of cheek pieces/no noseband/no bit/bitguards/use of a double bridle at Intro, Prelim and Novice/use of tongue strap/additional noseband padding	96	Elimination

Saddlery continued

Rule	Rule no.	Penalty
Bridle - incorrect colour/decorated with tassels/ indiscreetly padded	96	Two mark deduction
Use of other additions/equipment/gadgets - martingales, side/running/draw reins, hoof boots, rugs, kinesiology tape (in competition)	97	Elimination
Prohibited bits	103 & 104	Elimination
Boots/bandages worn during test	97	Elimination
Unusual decoration	98	Two mark deduction
Numbers - none, or one/incorrect number on display	113	Two mark deduction

Riding the test

Rule	Rule no.	Penalty
Exceeding maximum number of tests per day	119	Elimination
Commanders reading anything other than printed text/ emphasising any part of the command	88	Elimination
Outside assistance by voice, signs etc in order to improve competitor's performance	116	Elimination
The use of headset/earpieces or other electronic devices within the test (without dispensation)	116	Elimination
Intentionally entering the arena before the signal to start	118	Two mark deduction
Failing to enter within 45 seconds of signal to start	118	Two mark deduction
Failure to start within 90 seconds of signal to start	118	Elimination
Incorrect/no salute	121	Two mark deduction
Repeating a movement (penalize as error of course and mark first attempt only)	129	Appropriate to error
Horse placing all four feet out of the arena where arena boards are continuous and less than nine inches high	122	Zero for that movement
Horse placing all four feet out of the arena where marked by a line or intermittent boards	122	At Judges discretion
Horse leaving arena when continuous arena board or surround is nine inches or higher	122	Elimination
Leaving the arena not in control	122	Elimination

Riding the test

Rule	Rule no.	Penalty
Rider dismounting without reason acceptable to judge	123	Zero for that movement
Fall of horse/rider	123	Compulsory retirement
Horse refusing to continue for a period of 20 consecutive seconds	124	Elimination
Use of voice	125	Two mark deduction per movement
When competitor makes error of the test (trots rising instead of sitting, doesn't take reins in one hand at salute etc)	130	Two mark deduction per movement
Rising trot in Advanced Medium and above tests	130	Two mark deduction per movement
Dressage to music test exceeding the time allowed or shorter than time given	126	Two mark deduction
Movements of a higher standard than level for Dressage to Music test being performed	126	Two mark deduction
Stallion disc/yellow cross band not shown when riding a stallion	100	Two mark deduction
Second rider warming up the horse before the first rider competes	115	Elimination for the first rider

Welfare of the horse

Rule	Rule no.	Penalty
Lameness	Welfare of horse	Elimination
Blood	Welfare of horse	Elimination
Hyper flexion	Welfare of horse	Elimination
Sensory hairs	Welfare of horse	Elimination



www.britishdressage.co.uk