

All Grades:

1st	1 – 4 starters
2nd	5 – 8 starters
3rd	9 – 12 starters
4th	13 – 16 starters
5th	17 – 20 starters
6th	21 – 24 starters
7th	25 and over starters

Prize money is mandatory, except for Para Equestrian Dressage classes.

The amount given for 1st prize must exceed the entry fee, and if entry fees are discounted for groups such as club members, must exceed the highest entry fee charged. Prize money should be given to 3rd place, in relation to the minimum scale, but is not mandatory beyond 3rd even if class entries exceed 12. Prize money may be given per class based on over all percentage, rather than per section. Vouchers/prizes in kind can only be given if in addition to prize money.

Where prize money is given by a National Sponsor, the number of prizes must be awarded as published in the schedules, regardless of the number of starters.

41. Prizegivings

Competitors must attend prizegivings, or ensure that they are represented, when requested by the organiser. Failure to attend may entail the forfeiture of prize money, rosettes and other awards.

42. Dress

Advanced Tests – Uniform, tail coat or short jacket with correctly tied white/cream stock or tie with top hat, hunting cap, bowler or crash cap.

Preliminary to Advanced Medium Tests – Uniform, short jacket or tweed coat with correctly tied stock, white American Collar or shirt and tie, hunting cap, bowler hat, crash cap, or dressage topper.

Tail coats and short jackets may be any plain conservative, dark colour. For example navy, bottle green or charcoal grey etc. Tweed coats should not be brightly coloured or have loud patterns.

Logos level with the breast pocket are permitted on jackets but must not exceed 80 square cm (9cm x9cm approx).

N.B. At the discretion of the Organiser, competitors may be permitted to ride without coats in excessively hot weather, but a suitable long/short sleeved shirt that fastens at the neck (not bright or multicoloured) with a tie, American collar or correctly fastened stock must be worn. A fitted, plain, conservative coloured waistcoat may be worn when permission has been granted not to wear coats.

Plain dark coloured waterproof coats may be worn in wet weather. Body protectors may be worn.

43. Hats

It is compulsory for anyone mounted on a horse at an Affiliated Dressage competition to wear a hat.

The penalty for contravening this rule is a fine of £25 to be paid to the organiser. Hats or Crash cap covers should be black, brown or navy blue. B.S.I. Standard hats or such other protective headgear as may reasonably be expected to offer a similar or higher level of protection are recommended by British Dressage but are not compulsory. Hats secured by safety harnesses may be worn at all levels and with both short jacket and tail coat. It is the rider's responsibility to choose the appropriate safety standard of their hat.

If a hat comes off during a test it must be replaced immediately; either the competitor may dismount or the hat may be handed to them. The test will be restarted at the beginning of the movement during which it came off. There will be no penalty for an error of course but if the hat is not replaced the competitor will be eliminated.

Pony riders competing in U21 pony classes and run under FEI rules must wear hats with safety harnesses.

44. Breeches/Jodhpurs

Must be plain white, cream or beige except when worn with official uniform when they may be of the Uniform colour.

45. Gloves

Must be worn. **White, beige or cream gloves are strongly preferred.**

46. Boots

Must be plain black or brown and may be top boots or Jodhpur boots. Gaiters may be worn providing they are of identical leather to the boots. Neither boots nor gaiters may have any decoration of any sort except discreet manufacturer's logo studs.

47. Spurs

Must be worn as a pair (except when riding side saddle) from advanced level upwards and must be made of metal. The band round the heel must be smooth and **any** shank on the back of the heel must point towards the rear. There is no restriction on the type of shank and rowels that are permitted provided that they are free to rotate. Rowels which have points must have rounded ends. Excessive use of spurs is forbidden. Spurs may not be worn upside down. Spurs that have a smooth rotating rubber, metal or plastic ball on the shank are permitted. Only blunt spurs without rowels may be worn for Young Horse Classes. **Dummy spurs are permitted.**

48. Whips

It is permitted to carry a whip in all National Classes except Area Festivals, all Championship classes or at the request of the Selectors. A whip may not be carried by a competitor riding any FEI Pony, Junior or Young Rider test. Whips are permitted in all 4 year old classes, including Championships. A whip may always be carried by ladies riding side saddle, but at no time may more than one whip be carried during a test or warming up.

A whip must not be used in a way or be of a length that disturbs other riders and may not be picked up if dropped during a test.

When saluting, Competitors must take the reins and whip, if carried, in one hand. The free hand should be lowered to the rider's side and the rider should nod the head. (see rule 80).

Excessive use of the whip at any time while at an Affiliated competition is forbidden, and it should never be used or carried in a manner which affects other horses.

49. Union flag pocket badge

The policy on the wearing of flags is as follows:

Only riders selected to represent Great Britain in a Grand Prix team at a CDIO, **CPEDI** Europeans, World Games or Olympic Games shall be entitled to wear the Union Flag badge on the breast pocket. Riders competing at CDI level are eligible for a small pocket badge both of which can be obtained from British Dressage.

Any rider entitled to wear a union flag for BD, British Eventing, another National Federation (in Dressage or Eventing), or the World Breeding Championships must compete in the open section. With the exception of the following: Para Equestrian Dressage riders and anyone awarded a union flag from any other member body of the BEF (eg. British Horse Society).

As soon as anyone receives a Union Flag any existing qualifications must be transferred to the open section. U21 Pony Dressage riders may ride in the Restricted section at Advanced Medium. U21 Pony and Junior Eventing riders may ride in the restricted section at Medium and Advanced Medium.

Members riding under a private invitation in International or foreign National competitions are not eligible for a pocket badge.

Union Flag saddle cloth badges may only be worn when the competitor is competing for Great Britain/England.

In exceptional circumstances the Board reserves the right to award a pocket badge to an individual rider.

Those selected for friendly internationals are eligible for a small pocket badge with a St George/St Andrew cross/Welsh flag or equivalent. However, this may not be worn in subsequent competitions.

The above rules apply to Seniors, Ponies, Juniors and Young Riders.

Pony, Junior and Young Riders are also entitled to wear their relevant colour co-ordinated Union Flag pocket badge on the breast pocket (European Championships) but only for the two years following the last occasion they were in the relevant team. All other Pony, Junior and Young Riders competing at FEI shows are eligible for a small pocket badge which can be obtained from British Dressage, one of these can be worn on the breast pocket but only for the two years following the last occasion they were in the relevant competition.

50. Saddles

Saddles must be worn and be of English or Continental style and must be brown, black, grey or navy. Side saddles and treeless saddles are permitted. Western style, **traditional Iberian or Arabian** or brightly coloured saddles are not permitted. Stirrup leathers and irons are compulsory and must be attached to the saddle and used in the conventional way. The rider's boots must not be fixed to the stirrup iron by mechanical means **and if used without dispensation will result in elimination**. Saddle covers are not permitted except during riding-in. A gel pad/**memory foam** seat saver is permitted, provided that it is unobtrusive and matches the colour of the saddle. Other types of seat saver including sheepskin/fur fabric are not permitted unless written dispensation has been obtained from the British Dressage Office.

51. Saddle cloths – logos – flags

- a) Saddle cloths bearing the British Flag may only be worn by a competitor who is officially representing Great Britain at an Olympic Games, C.D.I.O., C.D.I., C.D.I.P., C.D.I.J., C.D.I.Y, European Championships, World Equestrian Games. These must be removed at all other times
- b) Logos on each side of the Saddle Cloth are permitted but must not exceed 200 square cm (approx 14cm x 14cm or equivalent).

52. Bridles

Should be used as follows:

Preliminary and Novice standard	Ordinary snaffle
Elementary – Advanced standards	Ordinary snaffle or Double bridle

PSG-GP tests that are ridden under National rules (unless double bridle requested by selectors) Ordinary snaffle or Double bridle

International PSG – GP tests ridden under FEI rules Double bridle

Only the bits illustrated in rule 59 are permitted.

Bridles must be predominantly black, brown, grey or navy and may not be decorated with tassels or any additions to the normal configuration. Discreet padding of the bridle at the poll or noseband is permitted. **Padding of the cheek pieces is not allowed and will result in elimination.** The Miklem multibridle is permitted and must be used with a permitted bit.

53. Nosebands

It is obligatory to use a noseband. Either a drop, flash or cavesson noseband must be used with a snaffle bridle. A cavesson noseband only must be used with a double bridle. Drop nosebands and flash straps must lie in the chin groove. Grackle nosebands are permitted only for Eventing. Nosebands must not cause discomfort.

54. Bitguards

Bitguards are not allowed.

55. Other tack

Martingales and bearing, side or running reins of any kind are forbidden. Reins with elasticated inserts are not permitted, neither are bandages, boots and any sort of blinkers. Tongue straps are not permitted.

Breastplates and breast girths are permitted. Cruppers are permitted but are not allowed for tests run under FEI Rules.

Neck straps may be used in **Introductory** and Preliminary classes, in 4yo Young Horse classes and in Young Horse classes where horses are ridden in group. They may be used while riding in at any level, but are not permitted in classes of Novice standard upwards. Balancing Straps (a loop on the front of the saddle) are permitted.

Any unusual decoration of the horse with unnatural things, such as ribbons, flowers, glitter etc. in the mane/tail or applied to the coat is forbidden. Discreet red bows in the tail are permitted for horses that kick.

56. Fly Fringes, gauzes and ear covers

Ear covers/fly fringes are permitted during riding in and also for competitions held outdoors during the Summer months, solely in order to protect the horse from insects. They may not be worn for competitions held indoors. **If worn for competitions held indoors, the horse will be eliminated.** The ear cover/fly fringe should be discreet, not brightly coloured and must not cover the horse's eyes. Ear plugs are not permitted and spot checks may be carried out immediately after competition to ensure that ear covers/fly fringes are not being used to muffle sound; any evidence of such would lead to elimination.

Nose nets are permitted during competition and warm up. Nose nets must be discreet, black, white or brown and cover the nose only leaving the mouth and bit visible. NB. Nose nets are not permitted under FEI rules, which may be applied to certain competitions in the UK.

57. Anti fly impregnated browbands and fly repellent discs

Anti Fly Impregnated Browbands and fly repellent discs are permitted while riding-in and during a Test.

Permitted Bits

58. Warming up

While exercising any horse, whether competing or not, at an affiliated dressage competition it is permissible to use only the saddlery allowed for affiliated dressage competitions, i.e. a suitable saddle and either a double bridle or snaffle with a cavesson, dropped or flash noseband for the duration of the competition. Horses competing in Novice and Preliminary classes may only warm up in snaffles.

Introductory/Preliminary – Novice	Snaffle
Elementary – Advanced	Snaffle/Double bridle

Boots, bandages, neck straps and whips are permitted when warming up **at any level**.

The rider must wear headgear as per Rule 43. Riders who are visually impaired may wear white armbands whilst warming up so that other competitors know to give them enough space.

Lungeing – the lunge rein must be attached to the bit or cavesson and two reins are permissible. Side reins may be used, but not running or balancing reins etc. The rider may be mounted while the horse is being lunged and may hold the reins. Permission to lunge must be obtained from the organiser who may designate a specific area.

Warming up in anything other than the permitted saddlery (**unless specified above**) will entail the elimination of both horse and owner/rider from all classes on the day, and a fine of £25. Anyone seeing this rule being breached, should immediately report the occurrence to the Organiser or Secretary, who will be empowered to enforce the elimination.

In Summer, Winter, Music Regionals, Area Festival Finals and Championships, no-one other than the competitor may school the horse from the saddle for the duration of the entire show, except for para classes for Grade I & II riders. **Exercise by means of walk on a long relaxed rein may be given by another rider under supervision of the steward (who should be notified).**

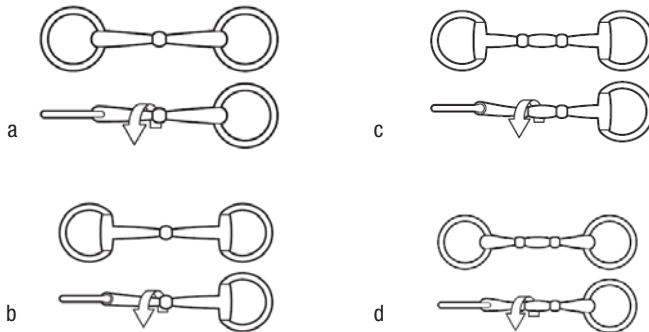
If a warm up arena is becoming over crowded those not competing on that day may be asked to leave the arena.

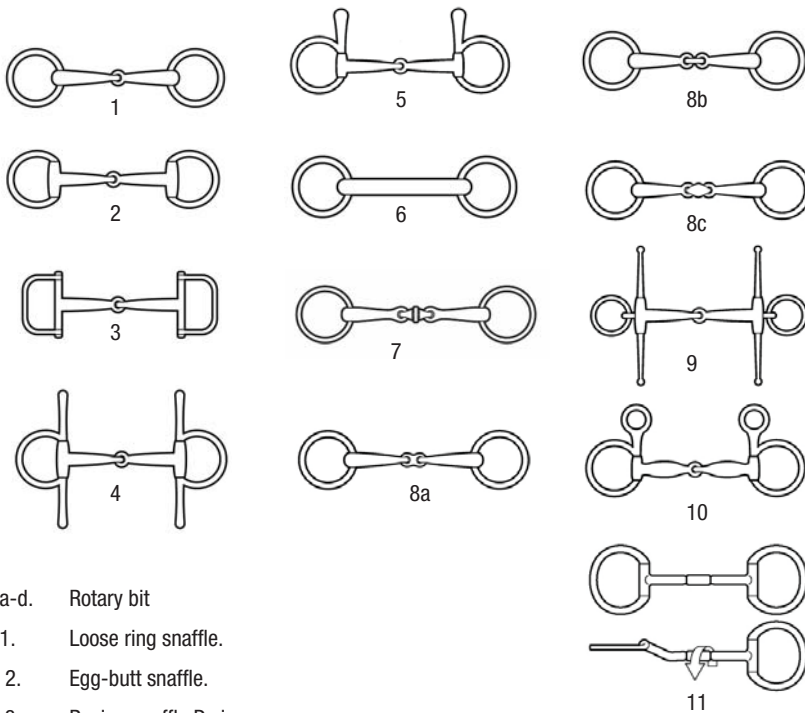
N.B. If, at any time during a competition run under British Dressage Rules, a horse is seen to be behaving in a dangerous manner which could threaten the safety of other competitors or spectators, a Steward, Organiser or Regional Development Officer is authorised to request the removal of this horse from the area. Stallions may be identified by the rider wearing a yellow cross band whilst working in.

For details regarding Riding In, see Rule 72.

59. Snaffle

Unless bits follow the configuration of those illustrated below (based on FEI Rules) they are not permitted. Where there is any doubt, guidance should be sought from the Chief Executive of British Dressage, in writing with a diagram.





- a-d. Rotary bit
1. Loose ring snaffle.
 2. Egg-butt snaffle.
 3. Racing snaffle D-ring.
 4. Egg-butt snaffle with cheeks.
 5. Snaffle with upper cheeks only.
 6. Straight bar snaffle. Permitted also with mullen mouth and eggbutt rings.
 7. Double jointed with roller in the centre.
- 8a,b,c Snaffle with jointed mouthpiece where middle piece is rounded (including french link)
9. Loose ring snaffle with cheeks (Fulmer).
 10. Hanging cheek snaffle.
 11. Snaffle with rotating mouthpiece.

Bits of rubber, nylon or other synthetic materials are permitted. Bits must be used in their manufactured condition without any addition to/on any part. Only the bits that are illustrated are permitted, mouthpieces may be used with any of the cheeks or rings illustrated. A mix of metals in the mouthpiece are permitted. A plastic snaffle with a cylindrical rotating mouthpiece is permitted. Minimum diameter of the mouthpiece should be 10mm. Snaffles used in Young Horse classes must have a minimum diameter of 14mm.

Snaffles may be used at Advanced level (including National PSG, Inter I, Inter II, Grand Prix) unless a double bridle is requested by the selectors. Double bridles must be used for all International FEI tests as per FEI rules.

Permitted Bits *(continued)*

60. Under 21 classes

Bridles to be used as defined in the FEI rules.

Bits may vary for U21 classes – please contact BD for details.

61. Double bridle

Bits should follow the configuration of those illustrated below:

Bridoons:

1. Loose ring bridoon bit.
2. Egg-butt bridoon bit.
3. Bridoon bit with hanging cheeks.
- 4a,b Bridoon rotary bit with rotating mouthpiece
- 5a,b,c Bridoon bit with jointed mouthpiece where the middle piece should be rounded (side, front and rear view shown).
6. Bridoon bit with rotating mouthpiece
- 7a,b Bridoon rotary bit with rotating mouthpiece

Curbs:

8. Variation of bits 11,12,13
9. Curb bit with S-curved cheeks
10. Half moon curb bits
- 11&12. Curb bit with straight cheeks and port
13. Curb bit with port and sliding mouthpiece (Weymouth)
14. Curb chain (metal or leather or combination)
15. Lip strap
16. Leather cover for curb chain
17. Rubber cover for curb chain

NB. Curb chain hooks must not be fixed.

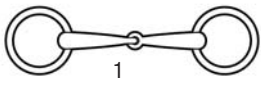
Bits must be used in their manufactured condition without any addition to/on any part.

The lever arm of the curb is limited to 10 cm in length (length below the mouthpiece). The ring of the bridoon bit must not exceed 8 cm in diameter. If the curb has a sliding mouthpiece, the lever arm of the curb bit below the mouthpiece should not measure more than 10cm when the mouthpiece is at the uppermost position. The diameter of the mouthpiece of the bridoon and/or curb must be such as not to hurt the horse.

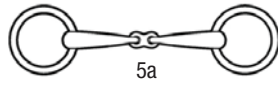
Rigid bits coated in plastic are permissible in a double bridle however flexible rubber bits are not permissible.

The curb chain may be made of leather, metal or a combination and must be fitted in the conventional way.

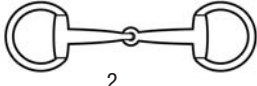
All competitors are advised to check their FEI Rule Book before taking part in a competition run under FEI rules.




1



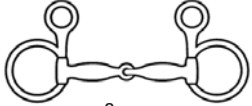
5a



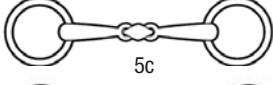
2



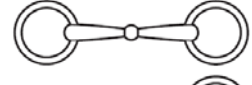
5b



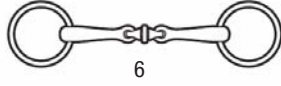
3



5c



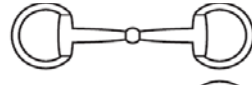
4a



6



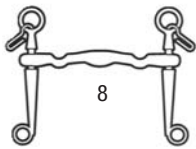
7a



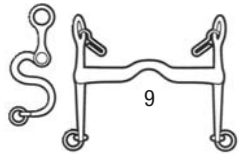
4b



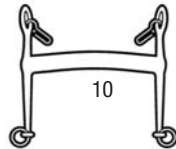
7b



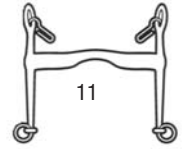
8



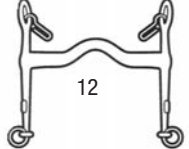
9



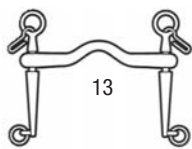
10



11



12



13



14



15



16



17

Permitted Tack and Equipment

A quick guide for Judges. Please note that some rules vary slightly when tests are being ridden under different discipline rules.

Key to symbols:

- p – permitted
- x – forbidden
- c – compulsory

62. British Dressage rules for Dressage

	Snaffle	Double	*Whip	Spurs	Flash/Drop	Commander
Intro, Prelim & Novice	p	x	p	p	p	p
Elementary	p	p	p	p	p	p
Medium	p	p	p	p	p	p
Advanced Medium	p	p	p	p	p	p
F.E.I. Junior 3 D.E.	p	p	p	p	p	p
Advanced	p	p	p	c	p**	p
National PSG, Int I, II, G.P. & G.P.S.	p***	p	p	c	p**	p
FEI PSG, Int I, II, G.P. & G.P.S	x	c	p	c	x	x

* Whips and commanders are not allowed in Finals, Championships or at the Selectors request.

** A flash/drop may be used in conjunction with the snaffle only.

*** A double bridle may be required at the request of the selectors.

63. British Eventing rules for the Dressage Phase

	Neckstrap	Bitguards	Gloves	Snaffle	Double	Whip	Spurs	Drop/Flash /Grakle /Mexican	Commander
Intro Pre-Nov & Novice	p	x	c	p	x	x	p	p	x
Intermediate	p	x	c	p	p	x	p	p	x
F.E.I. & Adv	p	x	c	p	p	x	c	p	x

64. The Pony Club rules for Dressage and Eventing

	Snaffle	Double	Pelham	Other Bits	**Whip	Spurs	Flash /Drop	***Grakle	*Commander
Introductory Dressage Test (2007)	p	p	p	p	p	p	p	p	p
Novice Dressage Test (2004)	p	x	x	x	p	p	p	p	p
Novice Dressage Test (2009)	p	x	x	x	p	p	p	p	p
Novice Dressage Championship Test (2005)	p	x	x	x	p	p	p	p	p
Intermediate Area Test (2007)	p	x	x	x	p	p	p	p	p
Intermediate Dressage (2009)	p	x	x	x	p	p	p	p	p
Intermediate Championship Test (2007)	p	x	x	x	p	p	p	p	p
Dressage Area Test (2004)	p	x	x	x	p	p	p	p	p
Open Dressage Championship Test (2010)	p	x	x	x	p	p	p	p	p
Novice Horse Trials (1995)	p	x	x	x	p	p	p	p	p
Novice Eventing Test (2006)	p	x	x	x	p	p	p	p	p
Open Eventing Test (2010)	p	x	x	x	p	p	p	p	p
Intermediate Eventing Test (2009)	p	x	x	x	p	p	p	p	p
Eventing Championship Tests A & B	p	x	x	x	p	p	p	p	p

Permitted Tack and Equipment

* Commanders are not permitted for Pony Club Dressage Area or Championships at Open, Intermediate or Novice level or at any Pony Club Eventing competitions except Level 1.

** Whips are not allowed when the above tests are used in Pony Club Eventing Levels 4 and 5.

*** A grackle may only be used when the dressage test is used for Eventing.