

43. Hats

It is compulsory for anyone mounted on a horse at an Affiliated Dressage competition to wear a hat. The penalty for contravening this rule is a fine of £25 to be paid to the organiser. Crash cap covers should be black, brown or navy blue. B.S.I. Standard hats or such other protective headgear as may reasonably be expected to offer a similar or higher level of protection are recommended by British Dressage but are not compulsory.

If a hat comes off during a test it must be replaced immediately; either the competitor may dismount or the hat may be handed to them. The test will be restarted at the beginning of the movement during which it came off. **There will be no penalty for an error of course but if the hat is not replaced the competitor will be eliminated.**

Pony riders competing in U21 pony classes and run under FEI rules must wear hats with safety harnesses.

44. Breeches/Jodhpurs

Must be white, cream or beige except when worn with official uniform when they may be of the uniform colour.

45. Gloves

Must be worn.

46. Boots

Must be black or brown and may be top boots or Jodhpur boots. Gaiters may be worn providing they are of identical leather to the boots and have no decoration of any sort.

47. Spurs

Must be **worn as a pair (except when riding side saddle)** from advanced level upwards and must be made of metal. The band round the heel must be smooth and there must be a shank on the back of the heel pointing towards the rear. There is no restriction on the type of shank and rowels are permitted provided that they are fitted vertically and are free to rotate. Rowels which have points must have rounded ends. Excessive use of spurs is forbidden. Spurs may not be worn upside down. Spurs that have a smooth rotating rubber or plastic ball on the shank are permitted. Only blunt spurs without rowels may be worn for Young Horse Classes.

48. Whips

It is permitted to carry a whip in **all** National Classes except Area Festivals, all Championship classes or at the request of the Selectors. A whip may not be carried by a competitor riding any FEI Pony, Junior or Young Rider test. Whips are permitted in all 4 year old classes, **including Championships**. A whip may always be carried by ladies riding side saddle, but at no time may more than one whip be carried during a test or warming up.

A whip must not be used in a way or be of a length that disturbs other riders and may not be picked up if dropped during a test.

When saluting, Competitors must take the reins and whip, if carried, in one hand. The free hand should be lowered to the rider's side and the rider should nod the head. (see rule 80)

Excessive use of the whip at any time while at an Affiliated competition is forbidden, and it should never be used or carried in a manner which affects other horses.

49. Union flag pocket badge

The policy on the wearing of flags is as follows:

Only riders selected to represent Great Britain in a Grand Prix team at a CDIO, Europeans, World Games or Olympic Games shall be entitled to wear the Union Flag badge on the breast pocket. Riders competing at CDI level are eligible for a small pocket badge both of which can be obtained from British Dressage.

Any rider entitled to wear a Union Flag **for British Dressage and British Eventing** must ride in Open sections, with the exception of Para Dressage riders **but including riders who have competed in the World Breeding Championships. U21 Pony Dressage riders may ride in the Restricted section at Advanced Medium. U21 Pony Eventing Riders may ride in the Restricted section at Medium and Advanced Medium.**

Members riding under a private invitation in International or foreign National competitions are not eligible for a pocket badge.

Union Flag saddle cloth badges may only be worn when the competitor is competing for Great Britain/England.

In exceptional circumstances the Board reserves the right to award a pocket badge to an individual rider.

Those selected for friendly internationals are eligible for a small pocket badge with a St George/**St Andrew cross or equivalent**. However, this may not be worn in subsequent competitions.

The above rules apply to Seniors, Ponies, Juniors and Young Riders.

Pony, Junior and Young Riders are also entitled to wear their relevant colour co-ordinated Union Flag pocket badge on the breast pocket (European Championships) but only for the two seasons following the last occasion they were in the relevant team. All other Pony, Junior and Young Riders competing at FEI shows are eligible for a small pocket badge which can be obtained from British Dressage, one of these can be worn on the breast pocket but only for the two seasons following the last occasion they were in the relevant competition.

50. Saddles

Saddles must be worn and be of English or Continental style and must be brown, black, grey or navy. Stirrup leathers and irons are compulsory and must be attached to the saddle and used in the conventional way. The rider's boots must not be fixed to the stirrup iron by mechanical means. Western style or brightly coloured saddles are not permitted. It is permissible to ride side saddle. Saddle covers are not permitted except during riding-in. A gel pad seat saver is permitted, provided that it is unobtrusive and matches the colour of the saddle. Other types of seat saver including sheepskin/fur fabric are not permitted unless written dispensation has been obtained from the British Dressage Office. Treeless saddles are permitted.

51. Saddle cloths – logos – flags

- a) Saddle cloths bearing the British Flag may only be worn by a competitor who is officially representing Great Britain at an Olympic Games, C.D.I.O., C.D.I, C.D.I.P., C.D.I.J., C.D.I.Y, European Championships, World Games. These must be removed at all other times.
- b) Logos on each side of the Saddle Cloth are permitted but must not exceed 200 square cm (approx 14cm x 14cm or equivalent).

52. Bridles

Should be used as follows:

Preliminary and Novice standard	Ordinary snaffle
Elementary – Advanced standards	Ordinary snaffle or Double bridle
PSG-GP tests that are ridden under National rules (unless double bridle requested by selectors)	Ordinary snaffle or Double bridle
International PSG – GP tests ridden under FEI rules	Double bridle

Only the bits illustrated in rule 59 are permitted.

Bridles may not be decorated with tassels or any additions to the normal configuration. **Discreet padding of the bridle at the poll or noseband is permitted.**

53. Nosebands

It is obligatory to use a noseband. Either a drop, flash or cavesson noseband must be used with a snaffle bridle. A cavesson noseband only must be used with a double bridle. Drop nosebands and flash straps must lie in the chin groove. Grackle nosebands are permitted only for Eventing. Nosebands must not cause discomfort.

54. Bitguards

Bitguards are not allowed.

55. Other tack

Martingales and bearing, side or running reins of any kind are forbidden, as are bandages, boots and any sort of blinkers. Tongue straps are not permitted.

Breastplates and breast girths are permitted. Cruppers are permitted but are not allowed for tests run under FEI Rules.

Neckstraps may be used in Preliminary classes, while riding-in, in **4yo young horse classes and in young horse classes where horses are ridden in groups**, but are not permitted in classes of Novice Standard upwards. Balancing Straps (a loop on the front of the saddle) are permitted.

Any unusual decoration of the horse with unnatural things, such as ribbons, flowers, **glitter** etc. in the mane/tail or applied to the coat is forbidden. **Discrete red bows in the tail are permitted for horses that kick.**

56. Fly Fringes, gauzes and ear covers

Fly fringes, nose gauzes and ear covers which cover any part of the horse's head may be worn when riding-in but not during a Test. Under certain circumstances "headshakers" may receive written dispensation by applying to the dressage office to wear a nose gauze. A copy of the dispensation certificate must be sent to the organiser for each test entered.

57. Anti fly impregnated browbands and fly repellent discs

Anti Fly Impregnated Browbands and fly repellent discs are permitted while riding-in and during a Test.

58. Warming up

While exercising any horse, whether competing or not, at an affiliated dressage competition it is permissible to use only the saddlery allowed for affiliated dressage competitions, i.e. a suitable saddle and either a double bridle or snaffle with a cavesson, dropped or flash noseband for the duration of the competition. Horses competing in Novice and Preliminary classes may only warm up in snaffles.

Introductory/Preliminary – Novice

Elementary – Advanced

Snaffle

Snaffle/Double bridle

Boots, bandages and whips are permitted when warming up.

The rider must wear headgear as per Rule 43. Riders who are visually impaired may wear white armbands whilst warming up so that other competitors know to give them enough space.

Lungeing – the lunge rein must be attached to the bit or cavesson and two reins are permissible. Side reins may be used, but not running or balancing reins etc. The rider may be mounted while the horse is being lunged and may hold the reins. Permission to lunge must be obtained from the organiser who may designate a specific area.

Warming up in anything other than the permitted saddlery will entail the elimination of both horse and owner/rider from all classes on the day, and a fine of £25. Anyone seeing this rule being breached, should immediately report the occurrence to the Organiser or Secretary, who will be empowered to enforce the elimination.

In Summer, Winter, Music Regionals, **Area Festival Finals** and Championships, no-one other than the competitor may school the horse from the saddle for the duration of the entire show, except for para classes for Grade I & II riders. See Rule 141 d) iii.

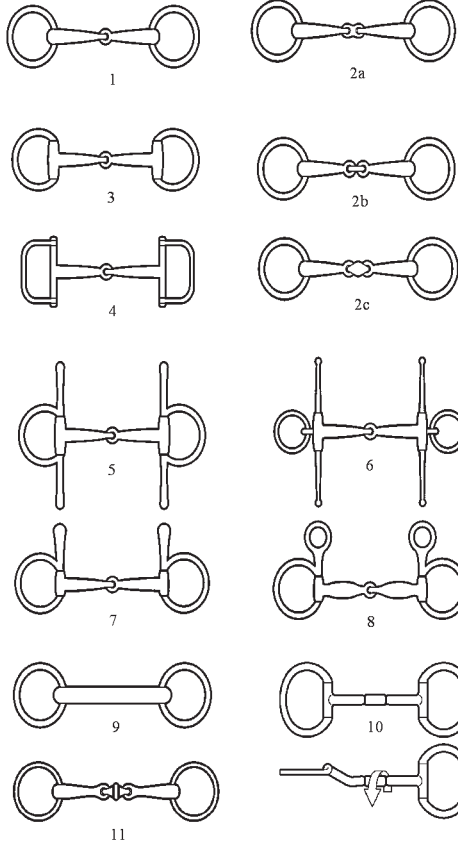
N.B. If, at any time during a competition run under British Dressage Rules, a horse is seen to be behaving in a dangerous manner which could threaten the safety of other competitors or spectators, a Steward, Organiser or Regional Development Officer is authorised to request the removal of this horse from the area. Stallions may be identified by the rider wearing a yellow cross band whilst working in.

For details regarding Riding In, see Rule 72.

Permitted Bits

59. Snaffle

Unless bits follow the configuration of those illustrated below (based on FEI Rules) they are not permitted. Where there is any doubt, guidance should be sought from the Chief Executive of British Dressage, in writing with a diagram.



1. Loose ring snaffle.
- 2.a,b,c Snaffle with jointed mouthpiece where middle piece is rounded.
3. Egg-butt snaffle.
4. Racing snaffle D-ring.
5. Egg-butt snaffle with cheeks.
6. Loose ring snaffle with cheeks (Fulmer).
7. Snaffle with upper cheeks only.
8. Hanging cheek snaffle.
9. Straight bar snaffle. Permitted also with mullen mouth and eggbutt rings.
10. Snaffle with rotating mouthpiece.
11. Double jointed with roller in the centre.

Bits of rubber, nylon or other synthetic materials are permitted. Bits must be used in their manufactured condition without any addition to/on any part. Only the bits that are illustrated are permitted, mouthpieces may be used with any of the cheeks or rings illustrated. A mix of metals in the mouthpiece are permitted. A plastic snaffle with a cylindrical rotating mouthpiece is permitted. Minimum diameter of the mouthpiece should be 10mm. Snaffles used in Young Horse classes must have a minimum diameter of 14mm.

Snaffles may be used at Advanced level (including National PSG, Inter I, Inter II, Grand Prix) unless a double bridle is requested by the selectors. Double bridles must be used for all International FEI tests as per FEI rules.

60. Under 21 classes

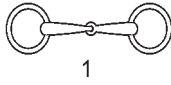
Bridles to be used as defined in the FEI rules.

Bits may vary for U21 classes – please contact BD for details.

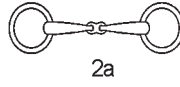
Permitted Bits *(continued)*

61. Double bridle

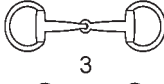
Bits should follow the configuration of those illustrated below:



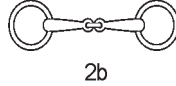
1




2a



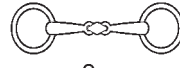
3



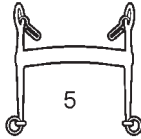
2b



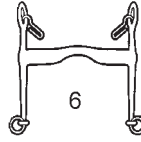
4



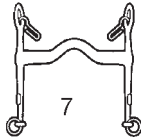
2c



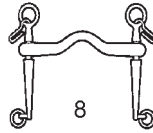
5



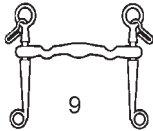
6



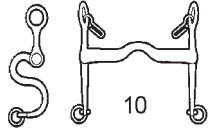
7



8



9



10



11



13



12



14

Bridoons:

1. Loose ring bridoon bit.
- 2.a,b,c Bridoon bit with jointed mouthpiece where the middle piece should be rounded (side, front and rear view shown).
3. Egg-butt bridoon bit.
4. Bridoon bit with hanging cheeks.

Curbs:

- v5. Half-moon curb bits.
- 6.+7. Curb bit with straight cheeks and port.
8. Curb bit with port and sliding mouthpiece (Weymouth)
A curb bit with rotating lever arm is also allowed.
9. Variation of bits No 6, 7 & 8.
10. Curb bit with S-curved cheeks.
11. Curb chain (metal or leather or a combination).
12. Lip strap.
13. Leather cover for curb chain.
14. Rubber cover for curb chain.

Bits must be used in their manufactured condition without any addition to/on any part.

The lever arm of the curb is limited to 10 cm in length (length below the mouthpiece). The ring of the bridoon bit must not exceed 8 cm in diameter. If the curb has a sliding mouthpiece, the lever arm of the curb bit below the mouthpiece should not measure more than 10cm when the mouthpiece is at the uppermost position. The diameter of the mouthpiece of the bridoon and/or curb must be such as not to hurt the horse.

Rigid bits coated in plastic are permissible in a double bridle however flexible rubber bits are not permissible.

The curb chain may be made of leather, metal or a combination and must be fitted in the conventional way.

All competitors are advised to check their FEI Rule Book before taking part in a competition run under FEI rules.

Permitted Tack and Equipment

A quick guide for Judges. Please note that some rules vary slightly when Tests are being ridden under different discipline rules.

Key to symbols:

- p – permitted
- x – forbidden
- c – compulsory

62. British Dressage rules for Dressage and Combined Training

	Snaffle	Double	*Whip	Spurs	Flash/Drop	Commander
Intro, Prelim & Novice	p	x	p	p	p	p
Elementary	p	p	p	p	p	p
Medium	p	p	p	p	p	p
Advanced Medium	p	p	p	p	p	p
F.E.I. Junior 3 D.E.	p	p	p	p	p	p
Advanced	p	p	p	c	p**	p
National PSG, Int I, II, G.P. & G.P.S.	p***	p	p	c	p**	p
FEI PSG, Int I, II, G.P. & G.P.S.	x	c	p	c	x	x

* Whips and commanders are not allowed in Finals, Championships or at the Selectors request.

** A flash/drop may be used in conjunction with the snaffle only.

*** A double bridle may be required at the request of the selectors.

63. British Eventing rules for the Dressage Phase

	Neckstrap	Bitguards	Gloves	Snaffle	Double	Whip	Spurs	Drop/Flash /Grakle /Mexican	Commander
Intro Pre-Nov & Novice	x	x	c	p	x	x	p	p	x
Intermediate	x	x	c	p	p	x	p	p	x
F.E.I. & Adv	x	x	c	p	p	x	c	p	x

64. The Pony Club rules for Dressage and Eventing

	Snaffle	Double	Pelham	Other Bits	**Whip	Spurs	Flash /Drop	***Grakle	*Commander
Introductory Dressage Test (2007)	p	p	p	p	p	p	p	p	p
Novice Dressage Test (2004)	p	x	x	x	p	p	p	p	P
Novice Dressage Championship Test (2005)	p	x	x	x	p	p	p	p	p
Intermediate Area Test (2007)	p	x	x	x	p	p	p	p	p
Intermediate Championship Test (2007)	p	x	x	x	p	p	p	p	p
Dressage Area Test (2004)	p	x	x	x	p	p	p	p	p
Dressage Championship Test (2004)	p	x	x	x	p	p	p	p	p
Novice Horse Trials (1995)	p	x	x	x	p	p	p	p	p
Novice Eventing Test (2006)	p	x	x	x	p	p	p	p	p
Eventing Test (2005)	p	x	x	x	p	p	p	p	p
Eventing Championship Tests A & B	p	x	x	x	p	p	p	p	p

* Commanders are not permitted for Pony Club Dressage Area or Championships in Open, Intermediate or Novice or at any Pony Club Eventing competitions.

** Whips are not allowed when the above tests are used in Pony Club Eventing level 4 or above.

*** A grakle may only be used when the Dressage test is used for Eventing.