



# British Dressage

## Tack & Equipment

BD Members' Handbook 2023 edition | Updated 2 August

Approved tack and equipment for competition  
to be used alongside the Members' Handbook.

[www.britishdressage.co.uk](http://www.britishdressage.co.uk)

## Welcome

# British Dressage Tack & Equipment Guide

This revised pictorial guide has been devised to be used alongside the British Dressage Members' Handbook for clarification on permitted tack and equipment. British Dressage endeavours to mirror FEI Rules for permitted tack and equipment.

Tack reviews are ongoing but, any additional permitted tack and equipment updates will only be issued twice yearly to coincide with the beginning of the summer and winter seasons (1 January and 1 July).

At all BD Championships, there will be an appointed BD steward(s) in attendance in all warm up arenas responsible for tack and equipment checking every combination after they complete their test. This will be a physical (not just visual) tack check, including nosebands. It's the organisers' responsibility to appoint stewards for this function and they must be BD or FEI qualified to the appropriate level, for further guidelines on the official tack check, please see rule 111 in the 2023 Members' Handbook.

For the purposes of tack checking it will be the rider/groom's responsibility to remove ear hoods. The steward is not obliged to ask the rider/groom to remove ear hoods only if there is reason for suspicion. This check may also be carried out at the stable.

Equipment must be used as stated in the manufacturer's instructions, i.e. arrows illustrated on the correct side of bit.

For the complete guidelines on permitted tack and riding the test and penalties, please see section Section 1 of the Members' Handbook. If the equipment that you are looking at are similar to those pictured, it's permitted for use in BD competitions. If you have a query on any tack, bits or equipment that you're unsure about, please email a picture of the item to the Member Experience Manager for clarification, as manufacturers and/or tack shops may not be able to provide information on permitted equipment.



























NB:















Please note that bridles without a manufactured throatlash will be permitted for use for national competitions, for international competitions please check FEI rules.























# Bitting







## Rings and cheeks

Any combination of permitted cheeks and permitted mouthpieces can be used under BD rules.









Item	Illustration	Status
Eggbutt (also permitted for bridoons)		
Loose ring (also permitted for bridoons)		
Sleeved cheeks	 	
Shaped sleeved cheeks	 	
Full cheek or Fulmer	  	
Hanging cheek or Baucher	   (Please note Fager Loose Ring Baucher is not permitted)	
D-ring		
Various gag cheeks		
Myler (or similar) cheeks for use with hooks		
Bevel bit or cheeks		

Item	Illustration	Status
Ported un-jointed bit		 Not for use as a bridoon.
Mullen Mouth (including flexible mouthpieces)		 Not for use as a bridoon.
Double jointed snaffle (including French Link)		
Single jointed snaffle including lock-up (NB lock up snaffle may not be used as a bridoon)		
Bits with a central plate		
Cable double jointed bit		
Ported Barrel		 Not for use as a bridoon.















Item	Illustration	Status
Cable single jointed		
B-ring snaffle		
Dr Bristol		
Mouthpiece with single rotating central piece		
Jointed barrel mouthpiece		
Low ported barrel		
Double jointed plastic bit		
Straight bar with textured mouthpiece (various material including Happy mouth)		
Hippus C1100		
Kimblewick or Magennis		
Flex control bit		 Permitted as a snaffle, not as a bridoon.

Item	Illustration	Status
Rotating baucher		
Winning Tongue Plate NP Bit (any type)		
Various mouthpieces (including leather mouthpieces)		









## Bitting Weymouth

Item	Illustration	Status
Plastic covered Weymouth		
Weymouth with downward deviation		
Weymouth with sliding arms		
Weymouth with jointed or rotated arms or mouthpiece		













## Bitting Accessories and clips

















Item	Illustration	Status
Bit guards		
Clip cheek piece attachment only		 Not permitted to be clipped to the bit
Bit clips on ergonomic bridles or loops on full cheeked snaffles		
Latex tape that forms bit guard		
Curb chain cover	 <p data-bbox="756 1234 1155 1294">May be leather, rubber, sheepskin or neoprene.</p>	
Curb bar/chain		
Elastic curb chain		

## Tack Bridles and nosebands

Item	Illustration	Status
<p>Bridle with anatomical/padded headpiece</p>	 <p>Double bridles may be used with a cavasson noseband only.</p>	
<p>Combination or ergonomic bridles (clips on Micklem are not permitted)</p>		
<p>Adapted Quantum Double bridle (only as pictured)</p>		
<p>Adapted Quantum Competition Snaffle (only as pictured)</p>		



















Item	Illustration	Status
Cornell Collar		
Dyon X-Fit Anatomic		
Dyon Difference (double and snaffle bridle)		
Stubben Snaffle 2500 Freedom		
Headpiece with adjustable/flexible section		
PS of Sweden noseband		

Item	Illustration	Status
Drop noseband		
Figure of eight or Grackle noseband (sheepskin pad under crossover section is permitted)		
Flash noseband		
Tota Comfort System noseband		
Looped/modified reins (including knotted reins)	 	 <p data-bbox="1283 1312 1465 1406">Unless dispensation is granted</p>
Padding in addition to manufactured noseband	 	
Other bridles not permitted		

Bridles are to be used in the conventionally accepted manner and must consist of a brow band, cheek pieces and noseband unless a combination bridle is used.

Bridles are to be black, brown, grey or navy, coloured piping is permitted.

## Tack Saddles and stirrups











Item	Illustration	Status
Western saddle		
Treeless or close contact saddles		 <p data-bbox="1273 797 1484 887">All saddles must have a cantle and pommel</p>
Side saddle	 <p data-bbox="469 1061 1190 1093">NB Organiser and judge must be notified prior to competition</p>	
Arabian Saddle		
Iberian Saddle		
Magnetic or velcro stirrups/straps		
Any colour stirrups		
Safety stirrups with open branch to outside		

Saddles are to be black, brown, grey or navy - small panels of colour are permitted.

## Equipment

### Spurs and whips

Any spurs worn in British Dressage competition must be a matching pair.







Item	Illustration	Status
Comb spurs		
Rowelled, rollerball and horizontal rowels	 <p>Rowels must have rounded ends - rowelled spurs with pointed ends will be removed</p>	
Spursuaders		
Swan neck spurs	 <p>Fitted as illustrated</p>	
Plastic spurs		

**NB - Spurs - the shank of the spur must be horizontal to the ground or pointing down. Failure to adhere to this rule will result in elimination.**

Spurs must be made of metal (which may be coated) and used in their manufactured state. Please see individual championship rules for specific rulings on whips and spurs in the BD Members' Handbook 2023. Spurs may now be worn at all levels.















Riders may carry one whip unless they hold a valid dispensation certificate. Whips may be used at Premier Leagues unless the selectors specify otherwise, but may not be used at Area Festivals, Associated Championships, Middle Tour Championships, Combined Training Championships, Regionals or Winter/National Championships. Failure to adhere to this rule will result in elimination from the class.

## Equipment Competitor dress

Item	Illustration	Status
Navy jackets with red collar and points with silver piping (tail coat or short coat)		 <p>Red collars with piping are not permitted unless you are a team rider. Please refer to rule 4 in the Members' Handbook</p>
Jackets		<p>Jackets may be in any conservative colour. Jackets must be worn in all championship, Area Festival, Regional, Premier League and High Profile classes.</p>
Waistcoats		<p>Fitted waistcoats in a conservative colour may be worn with a long or short sleeved shirt that fastens at the neck with a tie, round collar or correctly fastened stock in a solid pale colour.</p>
Show shirt		<p>A long or short sleeved shirt that fastens at the neck with a tie, white round collar or correctly fastened stock in any solid colour.</p>
Mirrored hats		
Top hats		
Electronic devices/headsets		 <p>Warm up ONLY unless dispensation granted</p>













## Equipment

### Additional accessories/equipment

Item	Illustration	Status
Fly veil/hood		
Infrared fly veil/poll guard/saddlecloth		
Nose net (use with strap on the chin not permitted)		 <p data-bbox="1281 1070 1461 1128">Not permitted under FEI rules</p>
Face masks		 <p data-bbox="1281 1294 1461 1352">Not permitted under FEI rules</p>
Hoof boots or shoes that cover more than 50% of the hoof		 <p data-bbox="1281 1525 1469 1615">Any covering of the heel is not permitted</p>
Neck straps		
Ear plugs		 <p data-bbox="1281 2018 1477 2107">Only permitted for prize givings or inspections</p>

## Equipment

### Additional accessories/equipment

Item	Illustration	Status
Exercise sheets		 Permitted for warm up only
Titanium/tight fitting mask		
Attached fly veil or hood	 Hoods must not be fastened to the noseband.	
Nose tape/strips		
Body bandage		
Elastic inserts for rein/cheek pieces		
Equivisor goggles		

## Competitor Dress

Rule	Rule no.	Penalty
Hat - not worn	79	Elimination
Hat - incorrect colour	79	Two mark deduction
Hat - incorrect standard	79	Elimination
Jacket - not worn in Championship, Premier League or High Profile without judge's permission	76	Two mark deduction
Jacket - incorrect colour	76	Two mark deduction
Breeches - incorrect colour, patterned	80	Two mark deduction
Waistcoat - incorrect colour	76	Two mark deduction
Gloves - not worn	81	Two mark deduction
Boots - not suitable for riding	82	Elimination
Shirt - sleeveless/patterned	76	Two mark deduction
Gaiters - not matching boots	82	Two mark deduction
Spurs - Worn incorrectly, not made of metal/incorrect type/excessive use	83	Elimination
Whip - carrying at a Championship as per rule 84 (without dispensation)	84	Elimination
Carrying more than one whip without dispensation/excessive/inappropriate use	84	Elimination

## Saddlery

Rule	Rule no.	Rule no	Penalty
Saddle - incorrect colour		87	Two mark deduction
Saddle - western/other unspecified type		87	Elimination
Stirrups - none used/attached to girth by Velcro strap (without dispensation)/attached by mechanical or magnetic means		87	Elimination
Bridle - padding of cheek pieces/no noseband/no bit/bitguards/use of a double bridle at Intro, Prelim and Novice/use of tongue strap/additional noseband padding		90	Elimination



## Saddlery continued

Rule	Rule no	Penalty
Bridle - incorrect colour/decorated with tassels/ indiscreetly padded	90	Two mark deduction
Use of other additions/equipment/gadgets - martingales, side/running/draw reins, hoof boots, rugs, kinesiology tape (in competition)	91	Elimination
Prohibited bits	97	Elimination
Boots/bandages worn during test	91	Elimination
Unusual decoration	92	Two mark deduction
Bridle Numbers - none or one / incorrect number bridle number on display	107	Two mark deduction

## Riding the test

Rule	Rule no.	Penalty
Exceeding maximum number of tests per day	113	Elimination
Commanders reading anything other than printed text/ emphasising any part of the command	86	Elimination
Outside assistance by voice, signs etc in order to improve competitor's performance	110	Elimination
The use of headset/earpieces or other electronic devices within the test (without dispensation)	110	Elimination
Intentionally entering the arena before the signal to start	112	Two mark deduction
Failing to enter within 45 seconds of signal to start	112	Two mark deduction
Failure to start within 90 seconds of signal to start	112	Elimination
Incorrect/no salute	115	Two mark deduction
Repeating a movement (penalize as error of course and mark first attempt only)	122	Appropriate to error
Horse placing all four feet out of the arena where arena boards are continuous and less than nine inches high	116	Zero for that movement
Horse placing all four feet outside the arena where marked by a line or intermittent boards	116	At Judges discretion
Horse leaving arena when continuous arena board or surround is nine inches or higher	116	Elimination
Leaving the arena not in control	116	Elimination

## Riding the test

Rule	Rule no.	Penalty
Rider dismounting without reason acceptable to judge	117	Zero for that movement
Fall of horse/rider	117	Compulsory retirement
Horse refusing to continue for a period of 20 consecutive seconds	118	Elimination
Use of voice	119	Two mark deduction per movement
When competitor makes error of the test (trots rising instead of sitting, doesn't take reins in one hand at salute etc)	122	Two mark deduction per movement
Rising trot in Advanced Medium and above tests	124	Two mark deduction per movement
Dressage to music test exceeding the time allowed or shorter than time given	120	Two mark deduction
Movements of a higher standard than level for Dressage to Music test being performed	120	Two mark deduction
Stallion disc/yellow cross band not shown when riding a stallion	94	Two mark deduction

## Welfare of the horse

Rule	Rule no.	Penalty
Lameness	Welfare of horse	Elimination
Blood	Welfare of horse	Elimination
Hyper flexion	Welfare of horse	Elimination
Sensory hairs	Welfare of horse	Elimination

